

LTP-2 LM 500

PIPE TURNING



AceMicromatic®
Group Company



Available Spindle
Bore sizes

86
mm

110
mm

130
mm

160
mm

180
mm

250
mm

HORIZONTAL TURNING CENTER

Machine Features

- Powerful Ac spindle motor
- FEM Optimised design
- Thermally stabilised spindle
- Linear motion Guideways
- Angular contact bearing design for longer spindle life
- Rapid rate of 30m/min
- BTP 80 turret for better rigidity & Interference
- 0.45 sec. turret index time
- 100% ball bar tested

Standard Accessories

- AC spindle & axes drives
- Linear motion Guideways
- Heavy duty bi-directional turret
- Automatic centralized oil lubrication
- AC unit for electricals cabinet
- Drain line oil cooler
- OD tool holder clamping block (8 nos)
- Boring bar holder (4 nos)
- Facing tool holder (2 nos)
- Set of sleeves
- Safety door interlock
- Electronic hand wheel

Optional Accessories

- Work holding - Ref Quote (Manual/ Pneumatic /Hydraulic)
- Special Jaws & Collet
- Steady support for longer pipes
- Blowers
- 3 tier lamp
- Voltage stabilizer
- TPM - Trak productivity monitoring system
- LASER calibrated axes
- Bar feeder

THINK Turning®
Ace Designers

THE LARGEST MACHINE TOOL GROUP IN INDIA

Follow us on :



Ace Designers



@acedesignersblr

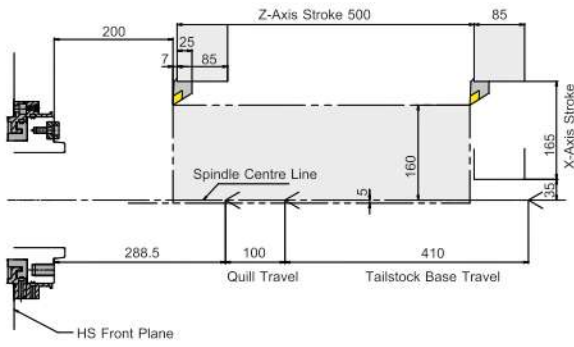


@acedesigners



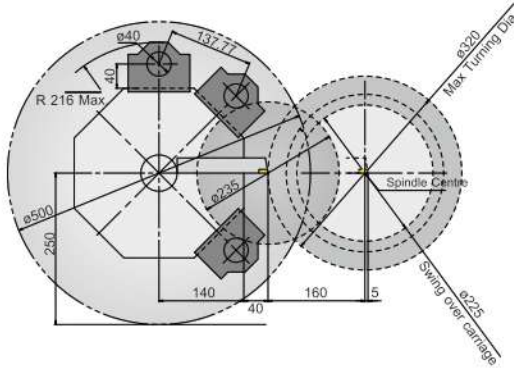
www.acementromatic.net

Machining Range Diagram

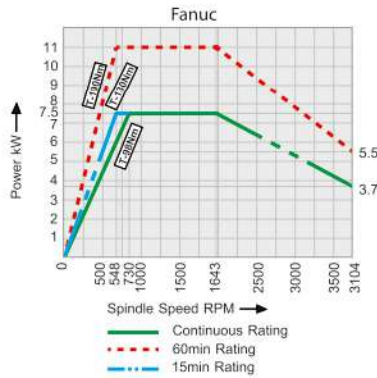


Interference Diagram

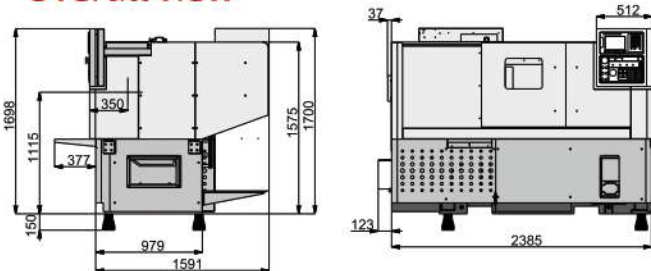
8 Station Turret



Power Torque Diagram



Overall view



All dimensions are in mm

Specifications

LTP-2 LM 500

Control System	Fanuc / Siemens
Capacity	
Swing Over Bed	500mm
Swing over carriage	225mm
Maximum Turning Dia ²	320mm
Maximum Turning Length ^{1 / 2}	500mm
Spindle	
Bore through Spindle ³	(86)/(110)/(130)/(160)/(180)(250)mm
Max.Spindle Speed ³	50 -1500rpm
Spindle Motor Power (continuous)	5.5kW
Spindle Motor Power (30 min)	7.5kW
Full Power Range	Depends on spindle bore
Chuck Size	Depends on spindle bore
Axis	
X-Axis stroke	165mm
X-Axis Rapid	30m/min
X-Axis Guideways	Linear motion
Z-Axis stroke	500mm
Z-Axis rapid	30m/min
Z-Axis Guideways	Linear motion
Tooling	
No of Stations	8
Max.Boring Bar Dia	40mm
OD Turning Tool Size	25 x 25mm
Over all Dimensions (LxWxH)	2400 x 1750 x 1750mm
Over all Weight (without packing)	~ 3500Kg

1. Refer machining range diagram
 2. Refer Interference diagram
 3. With appropriate work holding
- () Values mentioned in bracket are optional

Note: Specifications correct at the time of print. Owing to continuous up-gradation of our products, the specification may change and to be reconfirmed at the time of ordering, features shown may not be part of the standard equipment.

Siemens power rating will be available on request

Applications Examples



Manufactured by:

Ace Designers Ltd.

Plant I - Plot No.7 & 8, II Phase, Peenya Industrial Area, Bangalore - 560 058, India

Tel : +91-80-2218 6700, Fax : +91-80-2218 6723, E-mail : info@acedesigners.co.in

INDIA-Marketed & Serviced by **Micromatic®**

Ahmedabad +91 7925471145; Ambattur +91 98407 85521; Aurangabad +91 240 2552309; Bangalore +91 80 40200555; Belgaum +91 99800 02597; Bommasandra +91 80 27834836;

Chakan +91 2135 322002; Chennai +91 44 40440700; Coimbatore +91 422 4506183, 6588595; Delhi +91 11 22414232/ 42448095; Faridabad +91 129 4047000; Gurgaon +91 124 4745500 / 4745500;

Hyderabad +91 40 23070496; Indore +91 73899 39190, 73899 39191; Jamshedpur +91 657 6539931; Kolhapur +91 230 2460444, 2460123; Kolkata +91 33 26710158 / 2710100 / 033-64578825

Ludhiana +91 97791 28296; Mumbai +91 22 26861009/1976/7271/7272; Nasik +91 253 6610254; Pune +91 20 40712111/27479661/9662; Rajkot +91 7698000728 Ranipet +91 4172 272732;

Rohtak +91 8295043311; Rudrapur +91 95570 30224, +91 97201 06532; Tambaram +91 44 22265531; Thane +91 22 25829062 Trichy +91 431 2443066 Chandigarh +91 99141 91057 Bhiwadi +91 99581 09777

INTERNATIONAL

Germany +49 (0) 172 231 6688 Shanghai +86 (21) 586 650 31/32; Switzerland +41 32 652 58 41

Email: salesmmt@acemicromatic.com

